


# Lesson 24



## WORDS TO KNOW HIGH-FREQUENCY WORDS

ready  
anything  
upon  
kind  
places  
also  
flower  
warm

Vocabulary  
Reader



Context  
Cards



Read  
Together

## Words to Know

- Read each Context Card.
- Describe a picture, using the blue word.

1

**ready**

This butterfly is getting **ready** to fly.



2

**anything**

Do you know **anything** about butterflies?





3

**upon**


A butterfly rests **upon** the leaf.



4

**kind**

There is more than one **kind** of butterfly.



5

**places**

Butterflies land on this tree in many **places**.



6

**also**

Butterflies are insects.  
Ants are **also** insects.



7

**flower**

This butterfly drinks from the **flower**.



8

**warm**

Butterflies like the **warm** sun.






# Background

Read  
Together

## ✓ WORDS TO KNOW A Caterpillar's Story

I grew in an egg, and now I crawl. I do not eat **anything** but a special **kind** of leaf. I'm eating a lot and **also** growing quickly. When I am **ready**, I will change. Then I'll be able to fly to **warm places**. I'll find a pretty **flower** to sit **upon**. What do you learn about me from my picture?

### Monarch Caterpillar



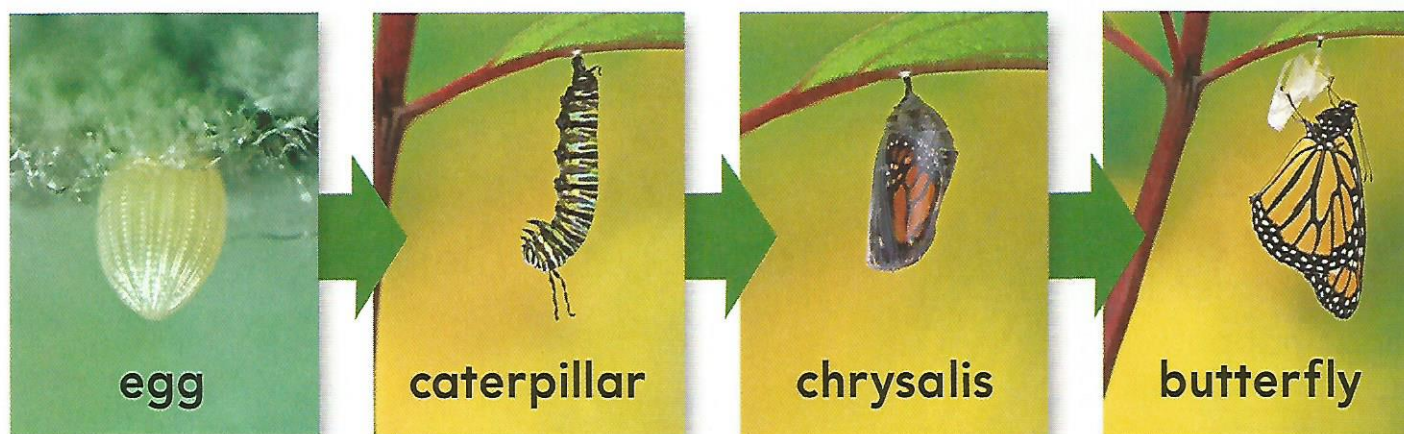


# Comprehension

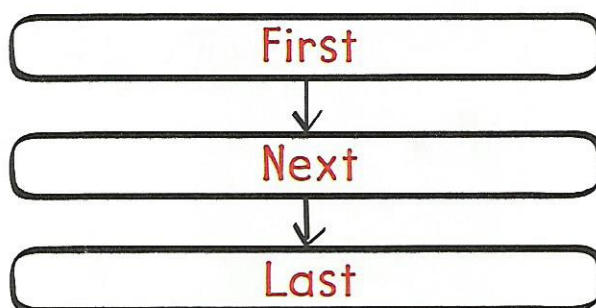
Read  
Together

## ✓ TARGET SKILL Sequence of Events

Many selections tell about things in the order in which they happen. This order is called the **sequence of events**. Think about what happens first, next, and last as you read.



As you read **A Butterfly Grows**, think about how a caterpillar becomes a butterfly. Use a chart to keep track of the sequence of events.




JOURNEYS  
DIGITAL

Powered by  
DESTINATION Reading®

Comprehension Activities: Lesson 24



## Main Selection



### WORDS TO KNOW

ready	places
anything	also
upon	flower
kind	warm



### TARGET SKILL

#### Sequence of Events

Tell the order in which things happen.

↓
↓



### TARGET STRATEGY


**Question** Ask questions about what you read.

### GENRE

**Narrative nonfiction** gives facts but has make-believe parts.

### Meet the Author

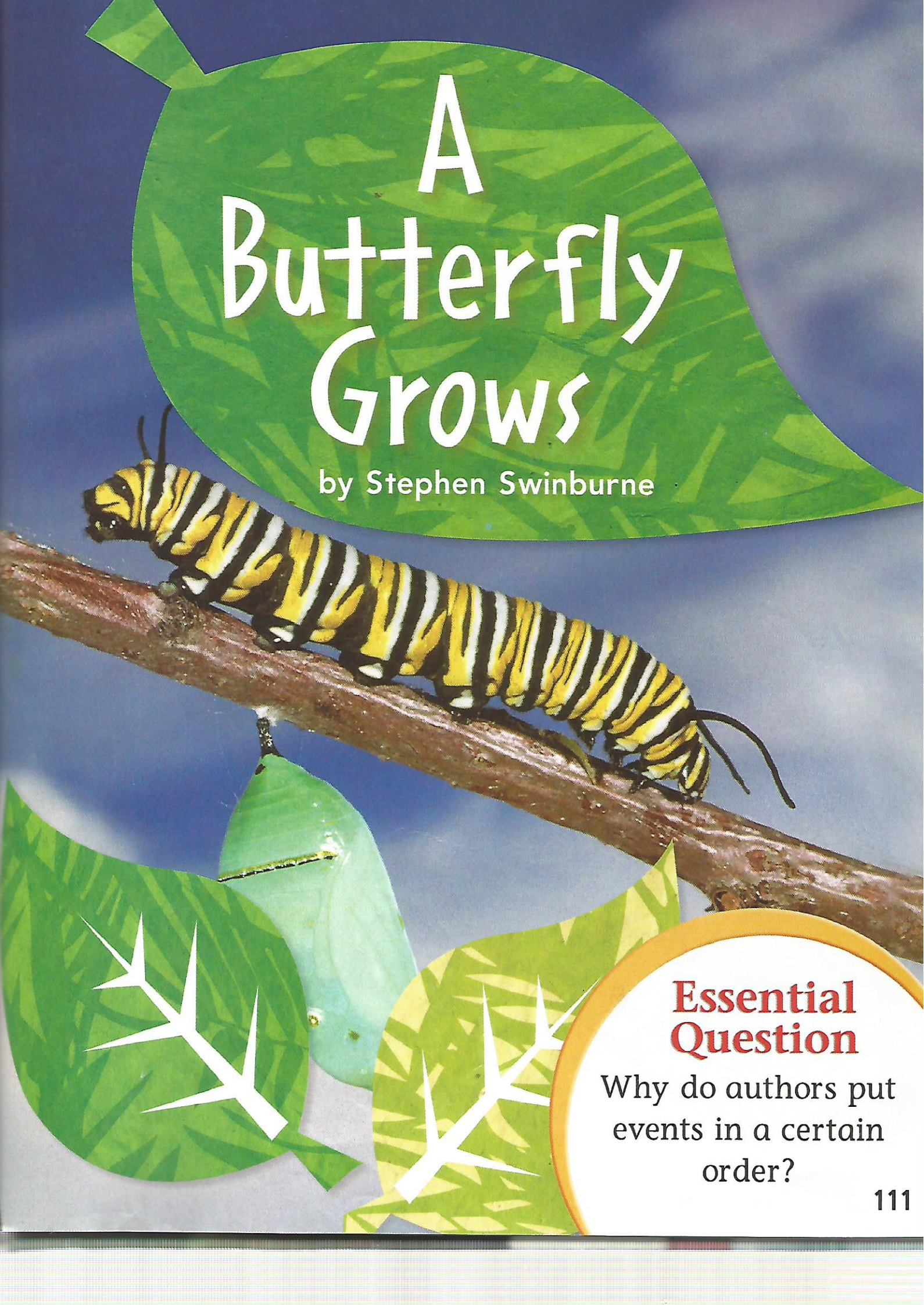
## Steve Swinburne



Steve Swinburne loves nature—especially butterflies! He planted a garden at his house filled with flowers that butterflies like. He took many of the pictures for **A Butterfly Grows** in his garden. He hopes you enjoy learning about butterflies.





The background of the page features a monarch caterpillar with yellow, black, and white stripes crawling on a brown branch. A large green leaf is positioned above the caterpillar, and a light green chrysalis hangs from the branch below it. The sky in the background is a mix of blue and grey. The title 'A Butterfly Grows' is written in large white letters on the green leaf.

# A Butterfly Grows

by Stephen Swinburne

## Essential Question

Why do authors put events in a certain order?






Can you see me  
on the plant?



I am a little caterpillar!  
I grew in an egg. When I  
was ready, I hatched!





The wind blows. I hang onto  
a branch so I don't fall.







Rain falls. It plips and plops.  
I need to drink water to live,  
so I drink the small drops.





This milkweed plant is my food.  
I need food so I can grow.







I eat this leaf for lunch.  
Chew, chew!  
Crunch, munch!






I eat and grow,  
eat and grow.


Look how big I grew!  
My skin is so snug.









I look for a spot to rest.  
Soon I will shed my skin.







At last I am a chrysalis. I'm  
an inch long. Then, in ten days,  
I am ready to come out.




### **STOP AND THINK**

#### **Sequence of Events**

What will the caterpillar look like after  
it comes out? Read on to find out.







Look at me now!  
Do you see anything new?





I am an insect now.  
I have six legs and  
large wings.








My wings help me fly. Watch me fly!  
I have fun! My wings **also** help me  
go find plants for food.





I like to fly with all my friends.  
We fly to warm places in the fall.  
We eat food along the way.






I land upon a flower. Watch me  
eat now! I sip and sip. Do you  
know what kind of insect I am?



I am a butterfly!  
I'm a beautiful butterfly!





# Grammar

Read  
Together


**Pronouns and Verbs** Add **s** to most **verbs** when they tell about a **pronoun** that names one.



One

**It** **eats**.

**He** **grows**.



More Than One

**They** **eat**.

**We** **grow**.

Use **am** with the pronoun **I**. Use **is** with other pronouns that name one. Use **are** with pronouns that name more than one.

One

**I** **am** hungry.

**She** **is** full.

More Than One

**We** **are** hungry.

**They** **are** full.



## Turn and Talk

Write the correct verb to finish each sentence.  
Use another sheet of paper. Take turns  
reading the sentences with a partner.


1. I \_\_\_\_\_ ?  
am is

2. We \_\_\_\_\_ ?  
is are

3. He \_\_\_\_\_ ?  
see sees

4. They \_\_\_\_\_ ?  
land lands

5. The flower \_\_\_\_\_ ?  
is are pink.



## Grammar in Writing

When you proofread your writing, be sure  
you have written the correct verb to go with  
each pronoun.